

Applications

Make	Model	Years
Citroën	Berlingo	2008-2011
	C2	2003-2010
	C-Elysee	2012-2016
	C3 Pluriel	2003-2010
	C4	2004-2011
	Nemo	2008-2015
	Xsara	2000-2005
Peugeot	106	1998-2003
	206	1998-2009
	207	2006-2013
	306	1998-2003
	307	2000-2008
	1007	2005-2010
	Partner	1998-2011
	Bipper	2008-2015

Engine Code

1.4 8V	KFV, KDX (TU3MC), KFT, KFT (TU3A), KFV (TU3A), KFV (TU3JP), KFW (TU3A), KFW (TU3JP), KFX (TU3JP)
1.4 16V	KFU (ET3J4)
1.6	NFU (TU5JP4), NFR (TU5JP4B), NFP (EC5), NFS (TU5JP4S)

Guarantee

If this product fails through faulty materials or workmanship, contact our service department direct on: **+44 (0) 1926 818186**. Normal wear and tear are excluded as are consumable items and abuse.

T TOOL CONNECTION
The Complete Connection

Distributed by The Tool Connection Ltd

Kineton Road, Southam, Warwickshire CV47 0DR
T +44 (0) 1926 815000 F +44 (0) 1926 815888
info@toolconnection.co.uk www.toolconnection.co.uk




LASER®

6565

Cam-Belt Tool Kit

Peugeot/Citroen Petrol 16v 1.6

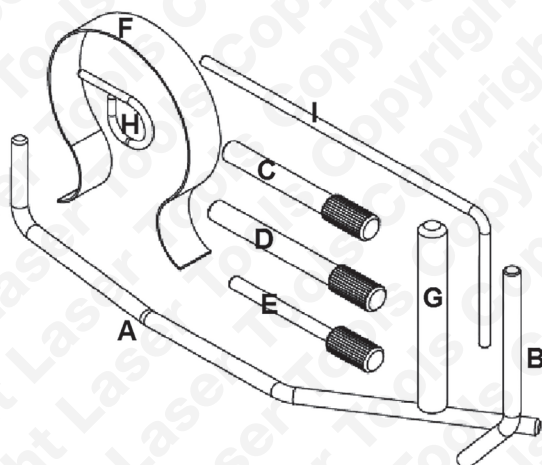


- Not only providing the specially shaped camshaft and crankshaft locking pins that are essential to replacing the cam belt on the Citroen/Peugeot SOHC 8V
- 1.4 and DOHC 16V 1.4/1.6 petrol engines but also “a extra hand” in the form of a cam belt clip which holds the new belt on to the crank pulley while the technician fits the belt to the rest of the pulleys.

6563 - Cambelt Tool Kit

- Not only providing the specially shaped camshaft and crankshaft locking pins that are essential to replacing the cam belt on the Citroen/Peugeot SOHC 8V 1.4 and DOHC 16V 1.4/1.6 petrol engines but also “a extra hand” in the form of a cam belt clip which holds the new belt on to the crank pulley while the technician fits the belt to the rest of the pulleys.
- The following instructions are for guidance only. Please refer to OEM derived data such as the vehicles manufactures own data or Autodata.
- The use of these engine timing tools is the user’s responsibility and Tool Connection cannot be held liable for any damage caused what so ever.

Components

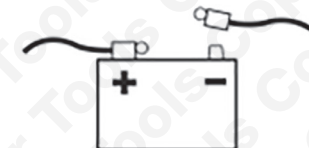


Ref	Code	OEM Number	Description
A	C560	0132-QY	Long Flywheel Timing Pin Dia. 6mm
B	C038	4507-TA	Short Flywheel Timing Pin Dia. 6mm x 140
C	C101	0132-AJ1	Setting Pin 8mm x 70mm
D	C105	0132-AJ2	Setting Pin 8mm x 60mm
E	C089	01934.A	Setting Pin 5mm x 50mm
F	C121	0132-AK	Belt Clip
G	C039	0132-RZ	Setting Pin 10mm x 80mm
H	C570	0153-AL	Tensioner Pin 3mm
I	C568	0188-Q1	Auxiliary Tensioner Pin Long 4mm

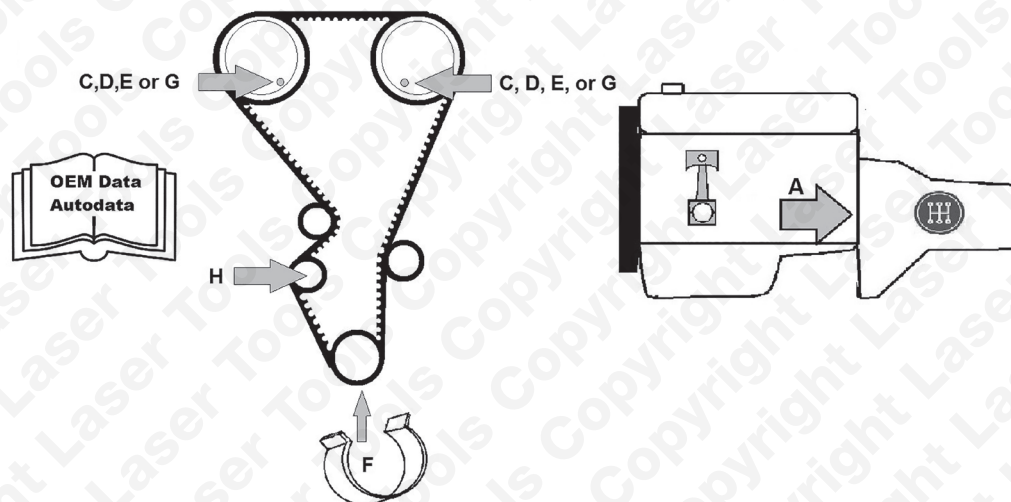
Timing Belt Numbers

Engine Code/lit.	INA	CONTITECH	GATES
NFP/NFR/NFS/NFU/1.6lt	INA 530 0379 10	CT1065K3	K025581XS
KFU/1.4lt	INA 530 0419 10	CT1101K1	K015615XS
KFV/KDX/KFT/KFW/KFX/ 1.4lt (8 valve)	INA 530 0335 10	CT1067K1	K015575XS

Instructions



1,4/1,6 16v ENGINES



1,4/1,6 8v ENGINES

